

010-1100  
TriGuard Heavy -  
Duty Rotating Handle



This robust exterior L-handle features modular construction that allows for customization, including the use of light weight materials without sacrificing strength. The handle also allows for use of a padlock for security

- Entrance and rear door application for heavy-duty vehicles
- Interior and exterior applications
- Medium to heavy duty doors of 23-455kg (50-1000 lbs.)

**FEATURES/BENEFITS:**

- Heavy duty modular construction
- Padlockable for additional security or non-locking versions available
- Modular construction allows for serviceable handle components disassembly

**Global Locations:**

**TriMark Corporation**  
500 Bailey Avenue  
P.O. Box 350  
New Hampton, Iowa 50659  
United States  
Tel: 641-394-3188  
Fax: 641-394-2392  
1-800-447-0343  
www.trimarkcorp.com

**TriMark Europe**  
Cedar Court  
Walker road  
Bardon Hill  
Coalville LE67 1TU  
United Kingdom  
Tel: +44(0)1530 512460  
Fax: +44(0)1530 512461  
www.trimarkeu.com

**TriMark (Xuzhou)**  
Building A5 Jingwu Road  
Xuzhou Economic  
Development Zone  
Xuzhou, Jiangsu  
221004 PR China  
Tel: +86 516 8773 0018  
Fax: +86 516 8773 0058  
www.trimarkcn.com



TriMark. Interactive. Product. Selector



### AVAILABLE:

- Standard steel handle version or available with lightweight aluminum handle
- Right or left hand rotation versions available
- Customization features available. Please inquire
  - ◆ Mounting details— door thickness
  - ◆ Length of handle
  - ◆ Handle materials

### MATERIAL:

- Standard — high strength steel construction
- Available with advanced lightweight aluminum alloy handle

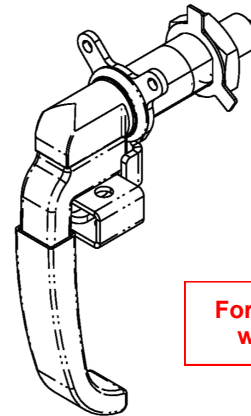
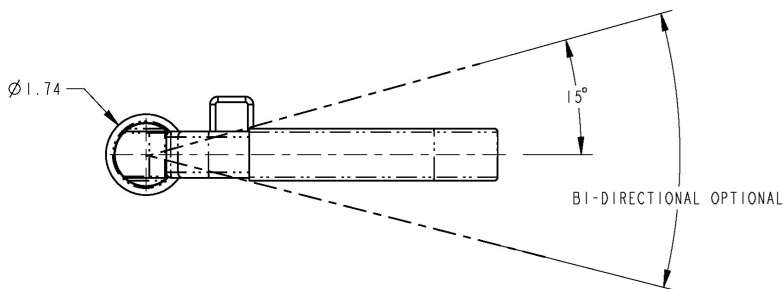
### FINISH

- Standard low gloss black powder coated
- Mil-Spec soft grip nylon coated handle
- 1000 hour corrosion protection
- Optional finishes available including: Black Magni™ coating, Tan/Olive CARC paint and Tan/Olive powder coating

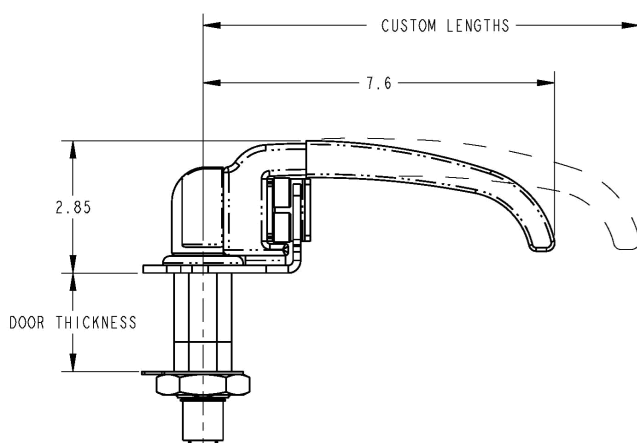
### INSTALLATION:

- Easy to install, mounts with single 1.250 - 20 UN threaded nut
- Tighten to the manufacturers' recommended torque value, however, do not exceed 405 N-m (295 ft-lb)
- Mounting nut and lock washer included

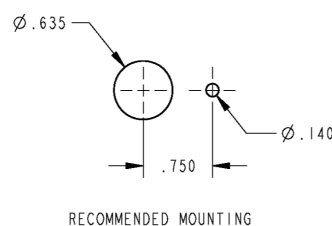
Individual part dimensions are for reference only. Refer to individual part drawings for complete dimensions, specifications, and installation procedures. Engineering assistance and application drawings are available.



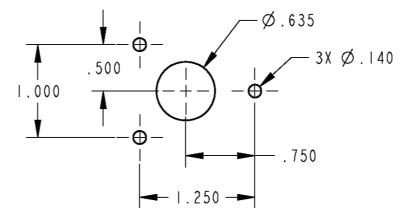
For more information visit  
[www.trimarkcorp.com](http://www.trimarkcorp.com)



### ISO VIEW



RECOMMENDED MOUNTING



(OPTIONAL MOUNTING)